CLAKS EC • Boxventilatoren (EC-techniek)

CLAKS/EC

OMSCHRIJVING

EN

Ventilation units for circular ducts with a 25 mm thick acoustic housing for noise reduction, interchangeable panels and E.C. Technology motor.

Fan:
- Aluminium frame structure.
- Panels with a high quality, 25 mm thick acoustic housing made of prefinished sheet.
- Impeller with reaction blades.
- Standardised inlet and outlet flanges allowing for easy installation in ducts.
- Interchangeable panels to supply air on either side.
- Air inlet with diffusers that increase the efficiency of the fan.

Motor:
- E.C. Technology motors High efficiency external rotor technology, regulated by 0-10V signal.
- Single-phase 200-240V– 50/60Hz and three-phase 380-480V– 50/60Hz.
- Temperature of air to be carried: -25°C +60°C.

Finish:
- Anti-corrosive pre-lacquered sheet steel and aluminium frames.

CLAKS EC • Boxventilatoren (EC-techniek)

AFMETINGEN

Dimensiones mm | ***Dimensions in mm*** | ***Abmessungen in mm*** | ***Dimensions mm***

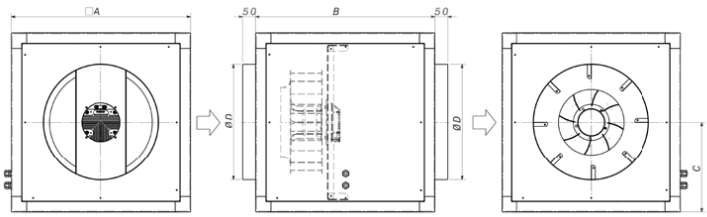

	A	B	C	ØD
CLAKS/EC-220	500	500	250	315
CLAKS/EC-250	500	500	250	355
CLAKS/EC-310	500	500	250	355
CLAKS/EC-400	700	700	350	450
CLAKS/EC-500	900	900	450	500

GELUID

Características acústicas

Espectro de potencia sonora Lw(A) en dB(A) por banda de frecuencia en Hz.

Valores irradiados a velocidad máxima y caudal medio.

Acoustic features

Sound power Lw(A) spectrum in dB(A) via frequency band in Hz.

Irradiated values at maximum speed and medium flow rate

Akustische Eigenschaften

Schallspektrum Lw(A) in dB(A) pro Frequenzband in Hz.

Emissionswerte bei Höchstdrehzahl und halbem Luftvolumenstrom

Caractéristiques acoustiques

Spectre de puissance sonore Lw(A) en dB(A) par plage de fréquence en Hz.

Valeurs rayonnées à vitesse maximale et débit moyen.

Modelo	63	125	250	500	1000	2000	4000	8000
CLAKS/EC-220	50	50	43	50	44	42	45	45
CLAKS/EC-250	46	44	43	45	55	35	34	30
CLAKS/EC-310	30	44	33	32	44	25	24	19
CLAKS/EC-400	37	52	41	42	34	29	27	27
CLAKS/EC-500	30	42	45	50	50	50	47	41

TECHNISCHE GEGEVENS

Características técnicas | ***Technical characteristics*** | ***Technische Daten*** | ***Caractéristiques techniques***

Modelo Model Modell Modèle	Velocidad Speed Drehzahl Vitesse (r/min)	Intensidad máxima admisible Maximum admissible current Maximal zulässige Stromstärke Intensité maximale admissible (A) 230V 400V	Potencia electrica máxima Maximum Electrical Power Maximal Elektrische Leistung Puissance Électrique Maximale (W)	Caudal máximo Maximum Airflow Maximaler Volumenstrom Débit maximum (m³/h)	Nivel de presión sonora a 50% de velocidad máx* Sound pressure level at 50% of max. speed* Schalldruckpegel bei 50 % Höchstdrehzahl* Niveau de pression sonore à 50 % de vitesse max.* dB(A)	Peso aprox. Approx. weight Ung. Gewicht Poids approx. (kg)	According ErP
CLAKS/EC-220	3265	1,35	176	966	36	28	2018
CLAKS/EC-250	2850	1,35	180	1455	38	29	2018
CLAKS/EC-310	1920	1,35	175	1920	29	30	2018
CLAKS/EC-400	1550	2,00	460	3642	38	61	2018
CLAKS/EC-500	1250	2,00	1150	6577	36	106	2018

*Nivel de presión sonora irradiada en dB(A) a 1,5 m de distancia a caudal máximo // *Irradiated sound pressure level in dB(A) at a distance of 1.5 m and at maximum flow rate. // *Schallleistungspegel in dB(A) in 1,5 m Entfernung bei max. Luftvolumenstrom. // *Niveau de pression sonore rayonnée en dB(A) à 1,5 m de distance à débit maximal.

CLAKS EC • Boxventilatoren (EC-techniek)

KARAKTERISTIEK

Curvas características	*Characteristic curves*	*Kennlinien*	*Courbes caractéristiques*
Q= Caudal en m³/h, m³/s y cfm. Pe= Presión estática en mmH2O, Pa e inwg.	Q = Airflow in m³/h, m³/s and cfm. Pe= Static pressure in mmH2O, Pa and in wg.	Q= Volumenstrom in m³/h, m³/s und cfm. Pe = Statischer Druck in mmH2O, Pa und inWS	Q= Débit en m³/h, m³/s et cfm. Pe = Pression statique en mmH2O, Pa et inwg.

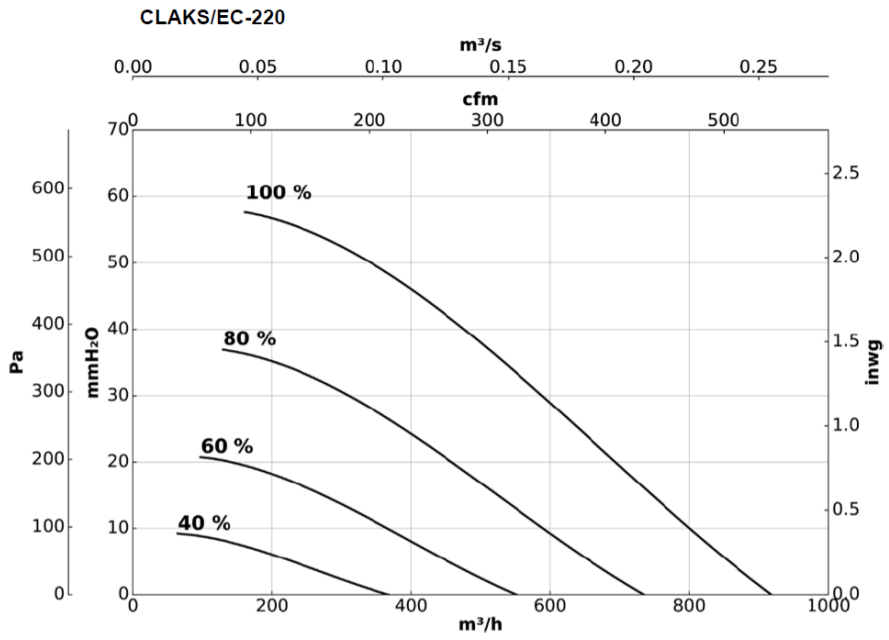

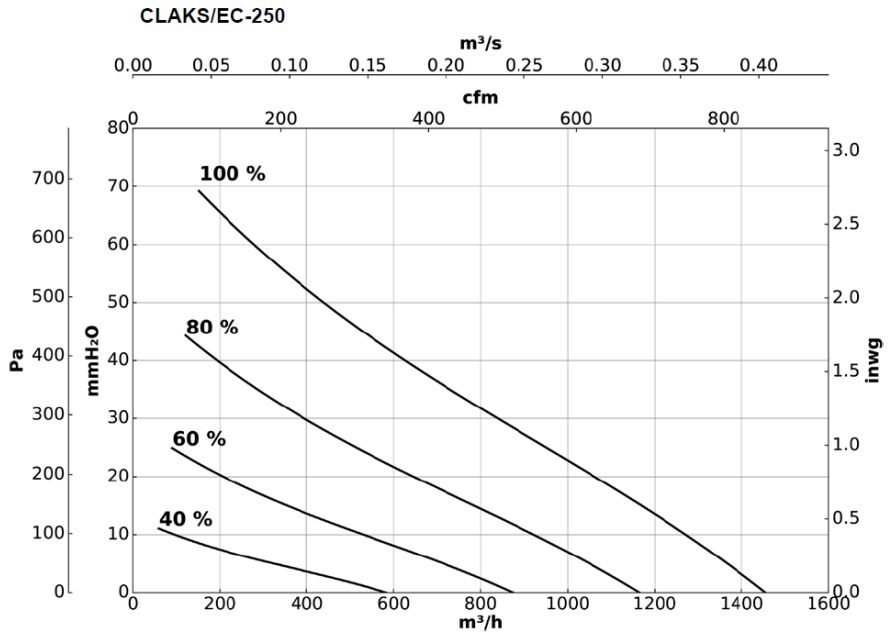

CLAKS EC • Boxventilatoren (EC-techniek)

Curvas características	*Characteristic curves*	*Kennlinien*	*Courbes caractéristiques*
Q= Caudal en m³/h, m³/s y cfm. Pe= Presión estática en mmH2O, Pa e inwg.	Q = Airflow in m³/h, m³/s and cfm. Pe= Static pressure in mmH2O, Pa and in wg.	Q= Volumenstrom in m³/h, m³/s und cfm. Pe = Statischer Druck in mmH2O, Pa und inWS	Q= Débit en m³/h, m³/s et cfm. Pe = Pression statique en mmH2O, Pa et inwg.

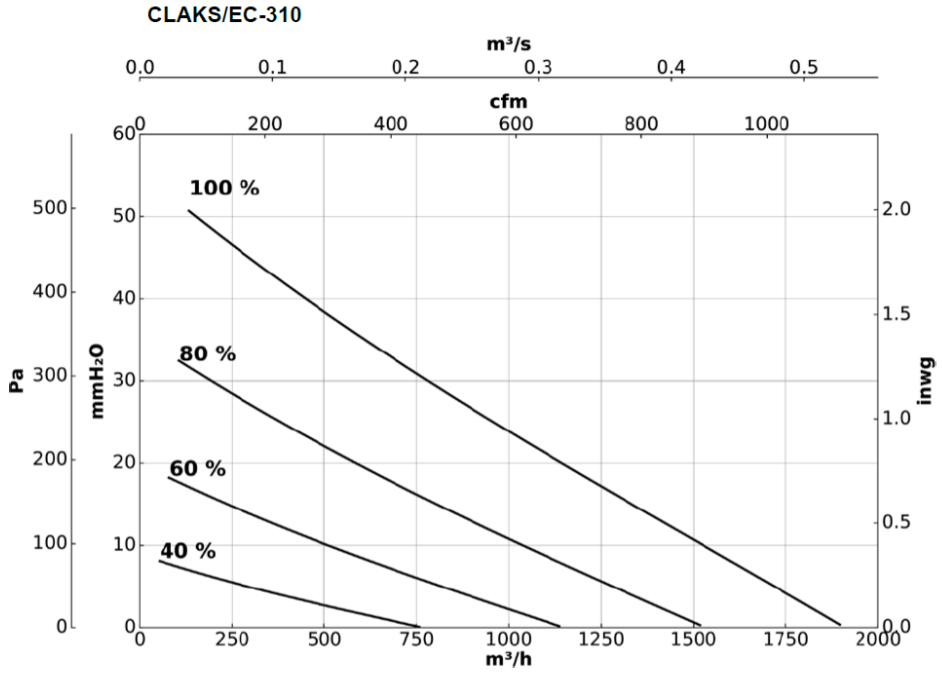

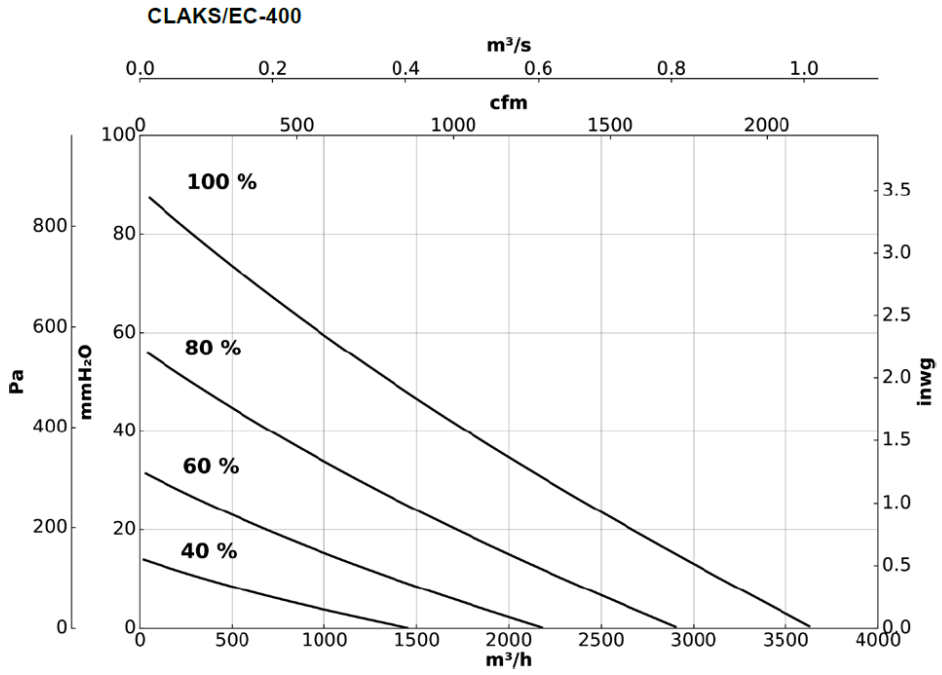

CLAKS EC • Boxventilatoren (EC-techniek)
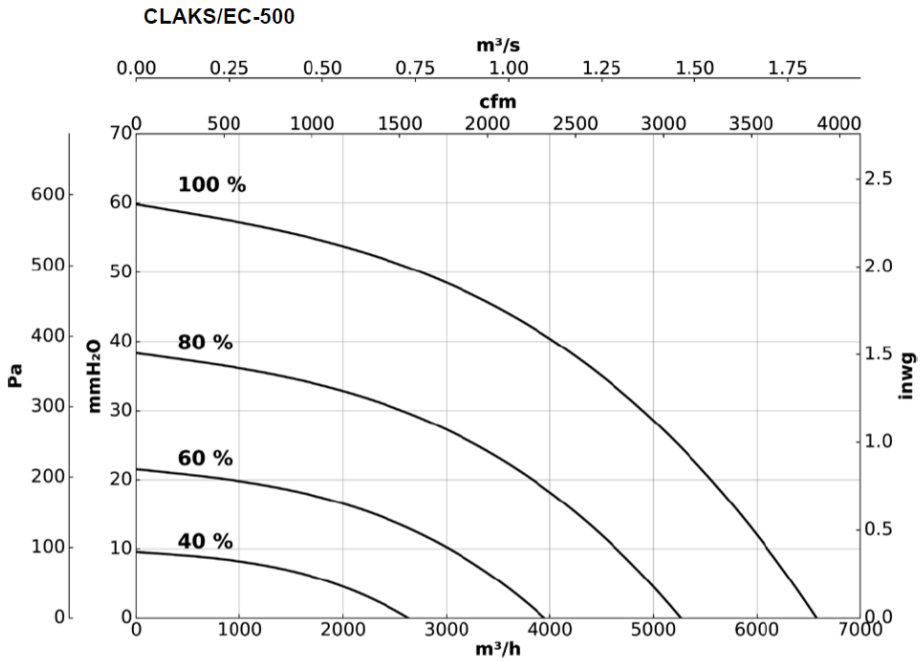
Curvas características	*Characteristic curves*	*Kennlinien*	*Courbes caractéristiques*
Q= Caudal en m³/h, m³/s y cfm. Pe= Presión estática en mmH2O, Pa e inwg.	Q = Airflow in m³/h, m³/s and cfm. Pe= Static pressure in mmH2O, Pa and in wg.	Q= Volumenstrom in m³/h, m³/s und cfm. Pe = Statischer Druck in mmH2O, Pa und inWS	Q= Débit en m³/h, m³/s et cfm. Pe = Pression statique en mmH2O, Pa et inwg.